

AL/2019/51/E-I (NEW)

සියලු ම හිමිකම් ඇවිරිණි / முழுப் பதிப்புரிமையுடையது / All Rights Reserved

නව නිර්දේශය/புதிய பாடத்திட்டம்/New Syllabus

ශ්‍රී ලංකා විභාග දෙපාර්තමේන්තුව ශ්‍රී ලංකා විභාග දෙපාර්තමේන්තුව ශ්‍රී ලංකා විභාග දෙපාර්තමේන්තුව ශ්‍රී ලංකා විභාග දෙපාර්තමේන්තුව ශ්‍රී ලංකා විභාග දෙපාර්තමේන්තුව  
 இலங்கைப் பரீட்சைத் திணைக்களம் இலங்கைப் பரීட்சைத் திணைக்களம் இலங்கைப் பரීட்சைத் திணைக்களம் இலங்கைப் பரීட்சைத் திணைக்களம் இலங்கைப் பரීட்சைத் திணைக்களம்  
 Sri Lanka Department of Examinations, Sri Lanka Department of Examinations, Sri Lanka Department of Examinations, Sri Lanka Department of Examinations, Sri Lanka  
 ශ්‍රී ලංකා විභාග දෙපාර්තමේන්තුව ශ්‍රී ලංකා විභාග දෙපාර්තමේන්තුව ශ්‍රී ලංකා විභාග දෙපාර්තමේන්තුව ශ්‍රී ලංකා විභාග දෙපාර්තමේන්තුව ශ්‍රී ලංකා විභාග දෙපාර්තමේන්තුව  
 இலங்கைப் பரීட்சைத் திணைக்களம் இலங்கைப் பரීட்சைத் திணைக்களம் இலங்கைப் பரීட்சைத் திணைக்களம் இலங்கைப் பரීட்சைத் திணைக்களம் இலங்கைப் பரීட்சைத் திணைக்களம்

NEW

අධ්‍යයන පොදු සහතික පත්‍ර (උසස් පෙළ) විභාගය, 2019 අගෝස්තු  
 கல்விப் பொதுத் தராதரப் பத்திர (உயர். தர)ப் பரீட்சை, 2019 ஓகஸ்த்  
 General Certificate of Education (Adv. Level) Examination, August 2019

විඳ කලාව  
 சித்திரக்கலை  
 Art

I  
 I  
 I

51 E I

07.08.2019 / 0830 - 1140

පැය තුනයි  
 மூன்று மணித்தியாலம்  
 Three hours

අමතර කියවීමේ කාලය - මිනිත්තු 10 යි  
 மேலதிக வாசிப்பு நேரம் - 10 நிமிடங்கள்  
 Additional Reading Time - 10 minutes

Use additional reading time to go through the question paper, select the questions and decide on the questions that you give priority in answering.

## Instructions:

Index No : .....

\* This question paper consists of two parts.

## Part I

- Answer **all** questions on this paper itself.
- Select the correct answer for each question and write its **number** on the dotted line given.

## Part II

- This part includes **three** sections.
- Answer **four** questions selecting **two** questions from part A and **one** question from the parts B and C.

\* Attach the answer scripts of Part I and Part II before handing over.

## For examiner's use only

## For Paper I

Part	Marks
I	
II	
Total	
1 <sup>st</sup> Examiner	2 <sup>nd</sup> Examiner

## Part I

- Select the most suitable answers to questions 1 to 5, referring to pictures A, B, C, D and E.




A



B



C



D



E

1. The wood carving marked by letter **A** is to be seen

- (1) at an Ambalama near Kurunegala.
- (2) at Ambekka Devalaya.
- (3) in a Tampita Devalaya in a paddy field.
- (4) in a sacred shrine dedicated to God.
- (5) at an Ambalama in Panavitiya area.

(.....)

2. Indicated by the letter **B** is


- (1) a carving found between base panels of the gate of Yapahuwa palace.
- (2) a carving on either side of the staircase of Tooth Relic temple, Kandy.
- (3) a panel with images of dancing, carved on the base of Dalada Maligawa in Yapahuwa.
- (4) a group of dancing and music playing women carved on the base of Gadaladeniya Vihara.
- (5) Yapahuwa panel carving with dramatic features of Lady dancers.

(.....)


[See page two

3. The Bharut carving indicated by letter **C** depicts  
 (1) a character story about a woman. (2) a religious concept.  
 (3) a jathaka story. (4) the dream of queen Mahamaya.  
 (5) an incident of Buddha's' Life. (.....)
4. The carving marked by letter **D** is  
 (1) to be seen in Ellora in India.  
 (2) a bas-relief carving done on a rock surface, near the beach of India.  
 (3) to be seen on a rock at a beach in Mahabalipuram depicting the birth of river Ganga.  
 (4) a mythical story carved on a live rock.  
 (5) a rock carved on including images of gods, human beings and animals. (.....)
5. The column carving marked by letter **E** depicts  
 (1) the war commemorations of Greeks.  
 (2) the war commemorations of Romans.  
 (3) the scene of war between Romans and Greeks.  
 (4) the biography of Roman emperor.  
 (5) the scene of Romans fighting against Dacians. (.....)

- Select the **most suitable** answers for the questions **6 to 10** referring to pictures 1 to 8.



1




2



3



4



5



6



7



8

6. What is the picture done in engraved technique?  
 (1) 1 (2) 2 (3) 3 (4) 4 (5) 7 (.....)
7. What is the painting done with Negative print technique?  
 (1) 2 (2) 3 (3) 4 (4) 5 (5) 7 (.....)
8. What are the paintings of Lascaux Cave?  
 (1) 1,2 (2) 4,6 (3) 6,7 (4) 6,8 (5) 7,8 (.....)
9. What are the Sri Lankan cave paintings done, using colour-painting method?  
 (1) 1,2,3 (2) 2,3,5 (3) 2,3,7 (4) 2,5,7 (5) 3,5,7 (.....)
10. What are the pictures of prehistoric period in Sri Lanka?  
 (1) 1,2,4,5 (2) 1,3,5,7 (3) 1,5,7,8 (4) 2,4,6,7 (5) 3,4,5,6 (.....)

[See page three



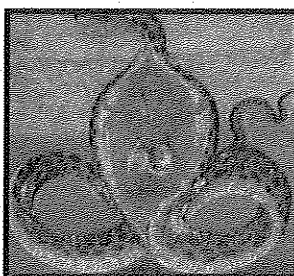
- Select the **most suitable answers** for the questions **11** to **15**, referring to pictures **F**, **G**, **H**, **I** and **J**.



F



G



H



I



J

11. The painting named 'Seetha de Seram' marked by letter **F** is a painting
- (1) done based on individualism.
  - (2) done following eastern art rules.
  - (3) based on impressionistic features.
  - (4) that portrays characteristics of Post-Impressionistic tradition.
  - (5) done according to the tradition of the academic realism. (.....)
12. Who created the Indian painting marked by letter **G** ?
- (1) Raja Ravi Warma who did not use European academic art features.
  - (2) Nandalal Bose, who followed the native Indian features.
  - (3) Amritha Shergil who was influenced by the European post-impressionist qualities.
  - (4) Abanindranath Tagore whose work opposed European Realism.
  - (5) Gemini Roy who was influenced by the Indian folk art tradition. (.....)
13. What is the statement which does **not** suit the painting 'Asankasura Sanharam', marked by letter **H**?
- (1) Colours have been used to show the features of three dimensional qualities according to western Art.
  - (2) Has been done with eastern art characteristics, deviating with story telling features.
  - (3) An effort made to bring the academic realistic features into Kovil Art.
  - (4) Has been influenced by Raja Ravi Warma's art features.
  - (5) Has been built-up following Anglo-Indian traditional Art features. (.....)
14. The painting of Edgar Degas marked by letter **I** is
- (1) a picture done by observing the interaction of body to light.
  - (2) a portrayal done, deviating from classical composition techniques.
  - (3) a creation based on a contemporary incident.
  - (4) composed using warm and cool colours.
  - (5) a creation done transgressing the boundaries of impressionism. (.....)
15. The method Vincent van Gogh has used in creating the painting marked by letter **J** is
- (1) combining the opposing colours on the picture plane.
  - (2) depicting rhythm and movement with strong, short brush strokes.
  - (3) depicting calmness of the night sky in a disciplinary manner.
  - (4) representing the sky by harmonising complementary colours.
  - (5) painting an emotional feeling instead of a real condition. (.....)

[See page four

- Select the **most suitable answers** for the questions 16 to 20, referring to pictures **K, L, M, N** and **O**.



K



L



M



N



O

16. The image marked by letter **K** is
- (1) found among Polonnaruwa Gal Vihara images.
  - (2) an image which depicts Thanthrayana features of Polonnaruwa.
  - (3) an image of Pallava inspiration carved excavating the rock at Galvihara.
  - (4) one of the images with a conical-shaped halo at Gal Vihara.
  - (5) an image to be seen in Vidyadhara Cave made excavating Gal Vihara rock. (.....)
17. The group image marked by letter **L** is
- (1) a Hindu bronze sculpture depicting Shiva and Parwathi with an angel.
  - (2) sculpture of prince Skandha and followers depicting a Hindu religious theme.
  - (3) a bronze cast statue which was discovered from the Polonnaruwa Shiva Devalaya.
  - (4) called Shiva Somas Kanda which depicts Shiva Parwathi and Prince Skanda.
  - (5) one of the most exceptional creations of Sri Lankan metal-casting industry. (.....)
18. Letter **M** represents
- (1) a clay statue found in Indus Valley.
  - (2) a fictitious sculpture based on religious beliefs and faith.
  - (3) a terracotta sculpture depicting a mother Goddess found in the Indus valley.
  - (4) a Mesopotamian terracotta sculpture found in the Indus Valley.
  - (5) a conceptual sculpture depicting primitive art forms. (.....)
19. Letter **N** represents
- (1) a sculpture made in the early stage in Gandhara Buddhist Art.
  - (2) the Hortimardan statue which illustrates the delivering of Dhamma.
  - (3) the Thakthi Baheer statue of Gandhara depicting naturalistic features.
  - (4) a Buddha statue found at Bregam in Gandhara.
  - (5) a statue chiselled by Western artists according to Indian tradition. (.....)
20. Letter **O** represents
- (1) the statue of Goddess of victory, carved during Hellenic period.
  - (2) a Greek replica depicting an angle with wings.
  - (3) a Roman replica with fine details of body and clothes.
  - (4) the statue of a Goddess who celebrates the victory.
  - (5) the statue of a portrait sculpture of Goddess of athletics in Greece. (.....)
- Select the **most suitable answers** for the questions 21 to 25.
21. In creating a logo that is suitable for a institution in any undertaking,
- (1) it is important to use colour and shapes attractively.
  - (2) it should be captivating and with a fine finish.
  - (3) it should be in accordance with graphic art theories.
  - (4) shapes and colours should be used symbolically to communicate meaning.
  - (5) it should be done two dimensionally by using poster paint. (.....)

[See page five

22. When composing a theme in an abstract way,  
 (1) realistic composition techniques should be used.  
 (2) colours should be used two dimensionally.  
 (3) lively lines should be used in composing shapes.  
 (4) creative shapes should be used according to the theme.  
 (5) lines, shapes and colours should be used to suit the technique used. (.....)
23. When creating a sculpture out of waste materials for home decor, the attention should be on  
 (1) finishing the look with vividness and charm.  
 (2) finishing according to the customer satisfaction.  
 (3) using materials as one wishes.  
 (4) the creation more than on the nature of the materials.  
 (5) the nature of the quality of the raw materials. (.....)
24. Realism of Visual Art  
 (1) follows the basic rules of academia.  
 (2) uses the correct perspective theories.  
 (3) represents human figure on optimal aesthetic rules.  
 (4) is the exact representation of nature of animate and inanimate objects.  
 (5) is to depict all in keeping with aesthetic regulations. (.....)
25. In creating a greeting card using a computer, it is essential to  
 (1) draw the basic outline as a picture in colour.  
 (2) select a suitable software to Graphic work and understand of its use.  
 (3) select diagrams and characters needed for the creation.  
 (4) build a new model within the computer to communicate an idea.  
 (5) obtain additional duplicates by insert a copy of the greeting card into the computer. (.....)
- Select the **most appropriate** answer to the questions 26 to 30.
26. Reflected in the Buddhist architecture creations of Gampola period are  
 (1) the features of South Indian Pallawa architecture.  
 (2) the tendency to make exterior walls more decorative than the interior walls.  
 (3) the Hindu architectural features used by Dravidian architects.  
 (4) the Hindu architectural features found in Polonnaruwa.  
 (5) the South Indian Vijaya Nagar architectural features. (.....)
27. What is the correct statement regarding Kandy period artists?  
 (1) The murals of Dambulla Vihara have been painted by artists of the Neelagama school.  
 (2) Most of the paintings in Kandy have been painted by the artist, 'Siththara Naide'.  
 (3) All the paintings at the Degaldoruwa Vihara were done by Dewaragampola Silwaththena.  
 (4) 'Devendra Muulachari' is an expert in painting than in architecture.  
 (5) 'Delmada Muulachari' was the greatest artist of Kandyan period. (.....)
28. Mathura Art in Gandhara was  
 (1) born on the influence of western art.  
 (2) a mixed art tradition of Greek and Buddhist.  
 (3) an art tradition that depicts native features.  
 (4) introduced by king Kaniska.  
 (5) born according to Mahaayana Buddhist philosophy. (.....)
29. What is the pillar made by king Asoka to commemorate the place where the Buddha delivered 'Damsak'?
- |                       |                 |
|-----------------------|-----------------|
| (1) Lauriya Nandagar. | (2) Rammpuurwa. |
| (3) Sanchi.           | (4) Saaranaath. |
| (5) Ruvmmendhi.       | (.....)         |




30. The cubism is based on

- (1) the expression of emotion that emerges from the work of Art.
- (2) the overriding colour usage limits.
- (3) the exploring of the basic geometric shapes hidden within objects.
- (4) the exploring of interconnection between the real world and the fictitious.
- (5) the attempt to represent the three dimension and the light and shade. (.....)

● Select the **most appropriate** answers to the questions 31 to 35, referring to given architectural constructions.

31. Shown here is the


- (1) best Vatadage found in Sri Lanka.
- (2) Vatadage of Dalada Maluwa in Polonnaruwa.
- (3) Vatadage in Thiryaya premises.
- (4) Vatadage built by king Nissankamalla.
- (5) Medirigiriya Vatadage built on a rock surface. (.....)



(.....)

32. The pond shown here has been constructed


- (1) in a garden near the tank sack of Tissa wewa.
- (2) in Ranmasu Uyana that features great Art qualities.
- (3) in Isurumuni Temple.
- (4) for royalty by king Devanampiyatissa.
- (5) in the Abhayagiri Vihara premises. (.....)



(.....)

33. The temple shown here


- (1) has been built with two crests at Mahabalipuram beach.
- (2) has been built for sailors for worshipping from the sea.
- (3) has been built in the beach of Mahabalipuram depicting Pallawa features.
- (4) has been built close to each other on the Mahabalipuram beach.
- (5) has been built within Pallawa Kingdom by Cholas. (.....)



(.....)

34. This temple found in the Nile Valley is


- (1) the Luxor Temple, built by King Ramesses II.
- (2) the rock cut temple of Abu Simbel built by king Ramesses II.
- (3) a temple where many traditional Egyptian sculptures are to be seen.
- (4) the temple Edfu built to commemorate the war victories by King Ramesses.
- (5) the Abu Simbel temple, which was destroyed in the floods of the Aswan Dam. (.....)



(.....)

35. Shown here is


- (1) a granary of brick found in the Indus valley.
- (2) a pond for the royal family of the Indian Pallawa kingdom.
- (3) the main center of the drainage system found in the Indus valley.
- (4) a place for worshipping water in Harappa.
- (5) a pond found in Indus valley civilization. (.....)



(.....)

[See page seven

- Select the most suitable answers for the questions, 36 to 40 referring to the given picture.



36. This painting was created by  
 (1) Manjusri, a member artist of the 43 group.  
 (2) M. Sarlis who painted vihara murals in western technique.  
 (3) George Keyt, a revolutionary in temple painting.  
 (4) Solias Mendis who followed the Eastern art tradition.  
 (5) Somabandu Vidyapathi who revolutionized the modern temple painting. (.....)
37. This painting depicts  
 (1) the engagement of prince Siddartha.  
 (2) a wedding held at the king Suddodana's palace.  
 (3) the wedding of king Suddodana and queen Mahamaya.  
 (4) the wedding of Prince Siddartha and princess Yasodhara.  
 (5) a royal wedding ceremony in a palace. (.....)
38. In this painting,  
 (1) natural shapes are combined.  
 (2) illustrative and stylized shapes have been meaningfully used.  
 (3) abstract and realistic shapes are used constructively.  
 (4) techniques of the European naturalist art tradition have been followed.  
 (5) qualities of the expressionist art tradition are finely utilized. (.....)
39. When composing this painting, artist has followed  
 (1) the European techniques of Richard Henricus.  
 (2) the features of renaissance art of Raphal's.  
 (3) features of Post-Impressionism of Paul Cezanne.  
 (4) the home-based system of Claude Monet.  
 (5) the technique of handling movement by Edgar Dagas. (.....)
40. The visual expression that emerges from this painting is  
 (1) a scenic expression of the grandeur of royal palace.  
 (2) expressing mundane aspects more than a religious event.  
 (3) depiction of expressive portrayal and Indian social features.  
 (4) expressing traditional royal rituals in a grand scale.  
 (5) the visibility of likeness to foreign nature in human figure and in costumes. (.....)



agaram.lk





**Part B****(Art evaluation and appreciation - India)**

4. The origin of Gandhara art patronized by Kushanians who embraced Buddhism, is a Buddhist art with mixed features of foreign art traditions.
- Name a seated Buddha image and a panel carving by the Gandhara artist. (2 marks)
  - Give a short description of Hortimandar Buddha image. (5 marks)
  - “Foreign inspiration which influenced the origin of Gandhara Buddha image making was not visible in artists of contemporary Mathura school.” Explain, giving examples. (8 marks)
5. Although the Cholas who invaded Pallawa empire continued that architecture and sculpture, a mixture of Pallawa and Chola artistic features were visible in later Chola constructions.
- Name **two** architectural techniques that belongs to Pallawa art tradition. (2 marks)
  - Describe briefly, how the artist technically used the natural nature of the rock for the “Akasagangavarojana” carving. (5 marks)
  - Name **one** architectural construction each from Pallawa period and from Chola period and analyze, comparing their model and structural plan. (8 marks)

**Part C****(Art evaluation and appreciation - Europe)**

6. Among art traditions originated in early 20<sup>th</sup> century, the new art tradition originated after Cubism is Abstract Art.
- Name an abstract painter and a painting. (2 marks)
  - “Georges Braque is the pioneer artist of Cubism.” Explain briefly. (5 marks)
  - Explain with examples, **four** main differences between Cubism and abstract art. (8 marks)
7. Roman art which nourished by imitating Greek style was able to give birth to a new culture in Europe.
- Name **two** sculptures of Greek classical period. (2 marks)
  - The portrait bust of Julius Caesar is a superb carving by Roman sculptors. Explain its art features briefly. (5 marks)
  - Explain **two** similarities and **two** differences between the sculptures of Greek ‘Hermes and Dionysus’ and Roman ‘Augustus’ sculpture. (8 marks)

\* \* \*

AL/2019/51/E-II (NEW)

සියලු ම හිමිකම් ඇවිරිණි / முழுப் பதிப்புரிமையுடையது / All Rights Reserved]

නව නිර්දේශය / புதிய பாடத்திட்டம் / New Syllabus

**NEW**ශ්‍රී ලංකා විභාග දෙපාර්තමේන්තුව  
இலங்கைப் பரீட்சைத் திணைக்களம்  
Department of Examinations, Sri Lankaඅධ්‍යයන පොදු සහතික පත්‍ර (උසස් පෙළ) විභාගය, 2019 අගෝස්තු  
கல்விப் பொதுத் தராதரப் பத்திர (உயர் தரப் பரீட்சை, 2019 ஓகஸ்ட்  
General Certificate of Education (Adv. Level) Examination, August 2019විඳු කලාව II  
சித்திரக்கலை II  
Art II

51 E II

09.08.2019 / 0830 - 1140

පැය තුනයි  
மூன்று மணித்தியாலம்  
Three hoursඅමතර කියවීමේ කාලය - මිනිත්තු 10 යි  
மேலதிக வாசிப்பு நேரம் - 10 நிமிடங்கள்  
Additional Reading Time - 10 minutesUse **additional reading time** to go through the question paper, select the questions and decide on the questions that you give priority in answering.**Instructions:**

- Write your **Index Number** clearly on the **reverse side** of your drawing paper.
- Use the special **drawing paper** provided to you for the colour drawing. It is not necessary to do any other sketching or drawing.
- It is important that your drawing is completely dry before it is handed over to the supervisor. Wet drawings may stick together and will be disadvantageous to you.

**Nature study and still life drawing**

Draw and paint the objects placed before you, considering the following instructions.

- \* Compose the picture using the paper space meaningfully.
- \* Pay attention to the texture and the nature of the objects, scale, eye level, three dimensional qualities and theoretical aspects of perspective.
- \* Draw the objects as you see them. Paint the objects considering the play of light and shade visible on them.
- \* Use the techniques meaningfully and effectively, when handling colour media.
- \* Colour the background to suit the composition.
- \* You are free to adjust the proportions of the drawing board to suit the composition.
- \* Water colour, poster colour, powder colour, pastel or mixed media can be used.

\* \* \*





agaram.lk

AL/2019/51/E-III (NEW)

සියලු ම හිමිකම් ඇවිරිණි/முழுப் பதிப்புரிமையுடையது/All Rights Reserved]

නව නිර්දේශය/புதிய பாடத்திட்டம்/New Syllabus

ශ්‍රී ලංකා විභාග දෙපාර්තමේන්තුව ශ්‍රී ලංකා විභාග දෙපාර්තමේන්තුව ශ්‍රී ලංකා විභාග දෙපාර්තමේන්තුව ශ්‍රී ලංකා විභාග දෙපාර්තමේන්තුව ශ්‍රී ලංකා විභාග දෙපාර්තමේන්තුව  
 இலங்கைப் பரீட்சைத் திணைக்களம் இலங்கைப் பரීட்சைத் திணைக்களம் இலங்கைப் பரීட்சைத் திணைக்களம் இலங்கைப் பரීட்சைத் திணைக்களம் இலங்கைப் பரීட்சைத் திணைக்களம்  
 Sri Lanka Department of Examinations, Sri Lanka Department of Examinations, Sri Lanka Department of Examinations, Sri Lanka Department of Examinations, Sri Lanka Department of Examinations, Sri Lanka  
 ශ්‍රී ලංකා විභාග දෙපාර්තමේන්තුව ශ්‍රී ලංකා විභාග දෙපාර්තමේන්තුව ශ්‍රී ලංකා විභාග දෙපාර්තමේන්තුව ශ්‍රී ලංකා විභාග දෙපාර්තමේන්තුව ශ්‍රී ලංකා විභාග දෙපාර්තමේන්තුව  
 இலங்கைப் பரීட்சைத் திணைக்களம் இலங்கைப் பரීட்சைத் திணைக்களம் இலங்கைப் பரීட்சைத் திணைக்களம் இலங்கைப் பரීட்சைத் திணைக்களம் இலங்கைப் பரීட்சைத் திணைக்களம்  
 Sri Lanka Department of Examinations, Sri Lanka Department of Examinations, Sri Lanka Department of Examinations, Sri Lanka Department of Examinations, Sri Lanka Department of Examinations, Sri Lanka

**NEW**

අධ්‍යයන පොදු සහතික පත්‍ර (උසස් පෙළ) විභාගය, 2019 අගෝස්තු  
 கல்விப் பொதுத் தராதரப் பத்திர (உயர் தர)ப் பரீட்சை, 2019 ஓகஸ்ட்  
 General Certificate of Education (Adv. Level) Examination, August 2019

විඳු කලාව  
 சித்திரக்கலை  
 Art

III  
 III  
 III

51 E III

13.08.2019 / 0830 - 1140

පැය තුනයි  
 மூன்று மணித்தியாலம்  
 Three hours

අමතර කියවීමේ කාලය - මිනිත්තු 10 යි  
 மேலதிக வாசிப்பு நேரம் - 10 நிமிடங்கள்  
 Additional Reading Time - 10 minutes

Use **additional reading time** to go through the question paper, select the questions and decide on the questions that you give priority in answering.

**Instructions:**

- \* Select **one** part and draw **only one** colourful picture, out of parts A, B and C.
- \* Write your **Index Number** and **Question Number** of the selected clearly on the reverse of your drawing paper.
- \* It's important that your drawing is completely dry before it is handed over to the supervisor. Wet drawings may stick together and will be disadvantageous to you.
- \* Any colour medium or several media can be used. (Water Colour, Poster Colour, Powder colour, Pastel or combined media.)
- \* Tissue paper will be provided for those who need it.

**Part A - Pictorial Composition**

1. A religious ceremony at night
2. People enjoying at the beach in the evening
3. Village fair / an urban market
4. A group of people on a tour in a wild life sanctuary frequented by wild animals

**Part B - Design Drawing**

5. Design a spreading pattern for a cloth, suitable for small children. (must show the continuity of design)
6. Design an allover pattern for a cushion cover (9 × 9 inches in size) using traditional designs.
7. Design a modern wall mural (8 × 6 feet in size) for a parlour. (scale it according to the paper)

**Part C - Graphic Designing**

8. Design a colourful poster to depict 'Social Reconciliation'.
9. Design a cover, for a book written on a popular artist. (front and back pages and the thickness should be shown.)
10. Design a plan for a tea packet to be exported from Sri Lanka. (Customize the size and shape of the packet as appropriate.)

\*\*\*



agaram.lk