



PROVINCIAL DEPARTMENT OF EDUCATION - NORTH WESTERN PROVINCE
SECOND TERM TEST 2019

Grade 06

INFORMATION AND COMMUNICATION TECHNOLOGY

1½ hours

Name / Index No. :

- Answer all questions.

(01) Select the correct answer from the brackets.




(Hardware, Ubuntu, consistency, washing machine, software, video)

1. is a characteristics of a computer.
2. The example for the embedded computer device is
3. Things that cannot be touched such as programs with data and instructions are called
4. is an example of the operating system.
5. The files which used only voices are known as Audio and files which are used only voices and pictures are known as



(4 x 5 = 20 marks)

(02) Select the correct answer and write down it against the box.

- | | |
|---------------------|--------------|
| A. Compact Disk -CD | D. Pen Drive |
| B. Printer | E. Monitor |
| C. Key Board | |

Device	Name
	
	
	

(01)

(4 x 5 = 20 marks)

(03) Write the short answers.

1. Shown below the basic functions of a computer. Complete the brackets.



2. Activities in all the sectors have become easy by the use of computer. Write down two examples for such sectors.

(1) (2)

3. Write down two rules which should be followed for the safety of the computer devices.

(1)
 (2)

4. Write down two input devices of the computer.

(1) (2)

5. Software which is designed to fulfil the user requirements is called application software. Write down two different tasks a user can do by using these software.

(1)
 (2)

(4 x 5 = 20 marks)

(04) The column A shows the keys of the keyboard and column B shows their task. Match column A with B.

A
Caps Lock
Enter
Space Bar
Backspace
Arrow Keys

B
It is used to insert space between words
This key is used to take the cursor one line below
These Keys are used to move the cursor up and down and from right or left
Change the capital letters in to simple letters and simple letters in to capital letters
To delete letters, numbers and symbols

(4 x 5 = 20 marks)

(02)

(05) (A) Given below are the steps which used to switch ON the computer, Rearrange.

- (a) The system unit should be switched on.
- (b) Supply electricity to the computer by turning on the switch connected to the computer
- (c) If the computer is connected to an uninterrupted power supply (UPS) turn it on.
- (d) The Monitor should be turned on.

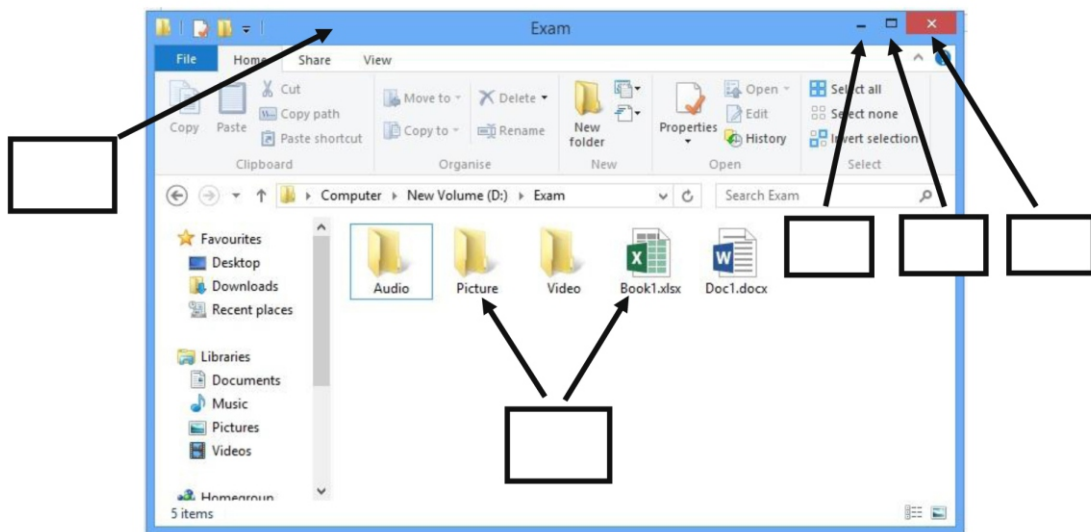
Switch ON the computer

step 1	•	
step 2	•	
step 3	•	
step 4	•	

(10 marks)

(B) Look at the following window and write the correct label (letter) in the relevant box.

- A. Close B. Title bar C. Minimize D. File and Folder E. Maximize



(2 x 5 = 10 marks)